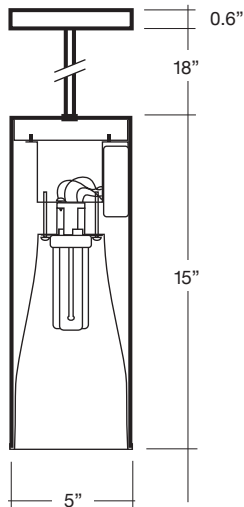
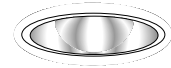


5" CYLINDER VERTICAL LAMP PENDANT DOWNLIGHT



Pendant Mount Cylinder



Clear Alzak® Haze

SPECIFICATION INFORMATION

CYLINDER HOUSING

Constructed of seamless extruded aluminum, with a powder coat finish. 15" standard height. Fixture mounts to standard JBox. Pendant is 1/8 IPS steel and is standard in 18" (optional length may be specified).

REFLECTOR

Reflector is anodized, specular, durable and anti-iridescent; available in 30° cutoff (.30). Finishes are **A**–Clear Alzak® Haze.

ELECTRICAL

U.L. listed for use in damp locations.

BALLAST

Electronic enclosed, class P, HPF is supplied standard in 120V or 277V. Ballasts use 4-pin lamps and provide rapid start, .99 power factor with THD<10%.

Dimming ballast controls lumen output down to ±5% and is available from Advance (**D3**) and Lutron (**D9**). Both require compatible dimmers.

ACCESSORIES

CPAC–3 adjustable power cords/ aircraft suspension cables, 6 ft. standard length (see back page).

CPBA–Ball aligner for hard stem.

X–Custom pendant length (specify in inches).

DIMMING

D3–Advance Mark X dimming ballast

D9–Lutron Eco System dimming ballast

FINISHES

BM–Brushed Metal, Anodized

BZ–Bronze

K–Black

W–White

S–Silver

CC–Custom Color (Must specify RAL color number.)

ORDERING INFORMATION

LAMP

1-18 18W triple tube

1-26 26W triple tube

1-32 32W triple tube

120V ELECTRIC

CP5118.1E 18W triple tube

CP5126.1E 26W triple tube

CP5132.1E 32W triple tube

277V ELECTRIC

CP5118.2E 18W triple tube

CP5126.2E 26W triple tube

CP5132.2E 32W triple tube

SPECIFY FINISH:

BM–Brushed Metal, anodized

BZ–Bronze

K–Black

W–White

S–Silver

CC–Custom Color

Specify RAL color #:

ACCESSORIES:

D3

D9

CPAC

CPBA

SUBMITTAL INFORMATION

TYPE:

PROJECT:

NOTES:

DESCRIPTION:

**DELRAY
LIGHTING
INCORPORATED**

CP5100

BURBANK,
CALIFORNIA,

91505

WWW.

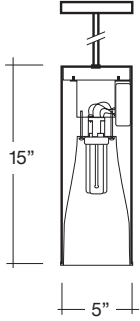
DELRAY

LIGHTING.

COM

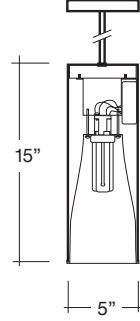
CLEAR ALZAK 30°

CP5118



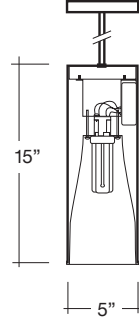
CLEAR ALZAK 30°

CP5126



CLEAR ALZAK 30°

CP5132




OPTIONS

CPAC Option

Recommended for slope ceilings and projects that require a variety of mounting heights.

Includes three 6 ft. field-adjustable aircraft cables and power cord.



CPBA Option

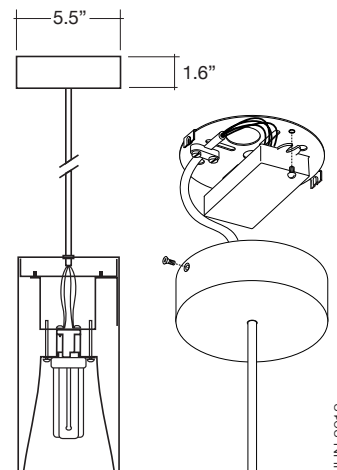
Ball Aligner recommended for slope ceilings and projects that require a variety of mounting heights.

Includes 18" pipe, standard.



Dimming Option

Housed in larger canopy (below). Pendant length should not exceed four feet.



CONE OF LIGHT

MTG. HT.	FC/0*	DIA.
4'	32	2.6
6'	14	3.9
8'	8	5.2
10'	5	6.5
12'	4	7.8

50% FC at edge

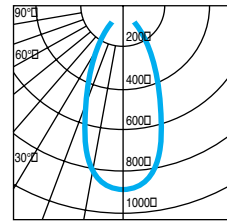
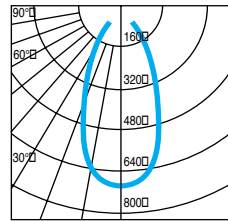
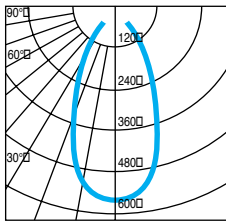
MTG. HT.	FC/0*	DIA.
4'	46	2.3
6'	20	3.4
8'	12	4.6
10'	7	5.7
12'	5	6.9

50% FC at edge

MTG. HT.	FC/0*	DIA.
4'	56	2.6
6'	25	3.9
8'	14	5.2
10'	9	6.5
12'	6	7.8

50% FC at edge

CP DISTRIBUTION



COEFFICIENTS OF UTILIZATION

% CEILING 80 (20% FLOOR)

% WALL	70	50	30
0	27	27	27
1	26	26	25
2	25	24	23
3	24	23	22
4	23	21	20
5	22	20	19
6	21	19	18
7	20	18	17
8	19	17	16
9	18	16	15
10	17	15	14

% CEILING 80 (20% FLOOR)

% WALL	70	50	30
0	25	25	25
1	24	24	23
2	23	22	22
3	22	21	20
4	21	20	19
5	20	19	18
6	20	18	17
7	19	17	16
8	18	16	15
9	17	15	14
10	16	14	13

% CEILING 80 (20% FLOOR)

% WALL	70	50	30
0	30	30	30
1	28	28	27
2	27	26	25
3	26	25	23
4	25	23	22
5	24	22	20
6	23	21	19
7	22	20	18
8	21	18	17
9	20	17	16
10	19	16	15

NOTES

CP5118.A30

1-18W triple tube
G24q-2 electronic socket
Total lumens: 1250
Spacing criteria: 0.6
Efficiency: 23.3%

CP5126.A30

1-26W triple tube
G24q-3 electronic socket
Total lumens: 1800
Spacing criteria: 0.7
Efficiency: 21.2%

CP5132.A30

1-32W triple tube
G24q-3 electronic socket
Total lumens: 2400
Spacing criteria: 0.8
Efficiency: 23.7%